

QUALITY • SERVICE • VALUE



OEM Recycled • Aftermarket by Keystone

PRODUCT & INFORMATION GUIDE



**WHEELS • ENGINES • TRANSMISSIONS • HOODS • FENDERS
GRILLES • MIRRORS • DOORS • LIGHTING • BUMPERS**

Overview	1
Program	2-3
• Contact	2
• VIN Decoder.....	3
Recycled Products	4
Aftermarket Products	5
Engine Installation Procedures.....	6
Recycled Engine Warranty.....	7
Transmission Installation Procedures	8
Recycled Transmission Warranty	9
General Warranty	10
• Mechanical Assemblies.....	11-16
• Engines	11
• Transmissions.....	12
• Axles / Cradle / Fuel Tank.....	13-14
• Drive Train.....	15
• Other	16
Collision Assemblies	17-27
• Bumpers	17
• Doors.....	18-19
• Fenders.....	20
• Hoods.....	21
• Lighting	22-23
• Mirrors.....	24
• Other	25-26
• Wheels	27
Heating & Cooling.....	28-31
Steering & Suspension	32-33
Interior	34-35
Additional Part Types	36
Damage Locator	37
Part Codes.....	38
Notes	39

SAY YES

MORE OFTEN WITH QUALITY REPLACEMENT PART SOLUTIONS.

LKQ Corporation is always working harder to do more for you and your car with **the nation's largest supply of quality used auto parts**. From engines to axles and everything in between, used auto parts are exactly the same as the parts that are on your car now.

Choose quality parts from LKQ such as **engines, transmissions, tail lights, doors, mirrors, headlamps, wheels, body parts and all types of mechanical parts**. Not only will you save money on professional or do-it-yourself repairs, but you also help save the environment by installing a used part.

If you want more for your money while getting more out of your car, **get quality used auto parts** from someone you can trust, **LKQ Corporation**.

CALL CENTER INFORMATION

TOLL FREE: (866) 355-4477

HOW TO ORDER

Our professional call center staff is trained to handle your requests, orders, and questions from start to finish.

See your Second Source Screen for store-specific delivery information.

WARRANTY

Mechanical: 6 months/6,000 mileage part replacement. Does not include labor.

Collision: Limited lifetime.

Wheels: Sold as-is.

RETURNS

Contact the LKQ National Call Center for returns within 60-days of purchase. A return tag will be issued and pickup arranged.

All returns must be in original packaging and in salable condition. Altered and painted parts are not accepted for credit.



CALL US TODAY!
(866) LKQ-CORP

HELP YOUR CUSTOMER GET THE RIGHT PART

Verify the following:

- The vehicle's 10th digit on the VIN
- Year, Make, Model – SE, LE, Sport
- Engine – Size – Gas – Diesel
- Transmission – Automatic, Manual type 2x4, 4x4
- Sides: Driver=Left, Passenger=Right

VIN DECODER

How the VIN Decoder Works:

The 10th digit of a vehicle's VIN represents the vehicle's model year. (Note: The model year may or may not be the same year the vehicle was originally sold or delivered.) By identifying the model year of a vehicle, repairers can ensure that the correct parts are ordered and avoid repair delays.

R	S	T	V	W	X	Y	1	2	3	4	5	6	7	8	9	A	B	C	D	E
94	95	96	97	98	99	00	01	02	03	04	05	06	07	08	09	10	11	12	13	14

VIN 1250461A93668B



OE RECYCLED PRODUCTS

- LKQ Recycled parts are OEM parts that have the original fit and function as those that are being replaced.
- Recycled products come from vehicles that have been damaged in collisions. These parts are completely unaffected and are a cost-effective repair solution.



Most parts are late model, low mileage salvage from domestic and import vehicles, mainly seven years old and newer. Vintage and very early model parts are not typically carried by LKQ, however LKQ does offer a limited selection of aftermarket parts for older vehicles. Ask your Parts Specialist for details.

Each vehicle is carefully inspected and dismantled to our standards to ensure your customers receive a **consistent quality product**. Millions of parts are available in our **extensive nationwide inventory**.

MECHANICAL

- Engines
- Transmissions
- Rear Axles
- Radiator
- Condensers
- Cooling Fans
- Electrical

COLLISION

- Doors
- Mirrors
- Head Lamps
- Tail Lamps
- Bumpers
- Fenders
- Hoods
- Wheels

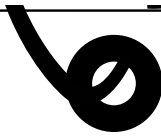
AFTERMARKET PRODUCTS

New Aftermarket parts by Keystone include auto body parts such as:

Fenders	Compressors	Oil Pans	Reconditioned Wheels
Hoods	Cooling Fan	Sending Units	Replica Wheels
Grilles	Assemblies	Modular Fuel Pumps	Bumper Chroming
Panels	Bumpers	Filler Necks	Classic Car Parts
Doors	Impact Strips	Head Lamps	Heavy Truck Products
Radiators	Mirrors	Tail Lamps	
Condensers	Undercar Products	Side Markers	
Evaporators	Straps	Parking Lights	



Aftermarket parts offer a significant savings over new parts and are manufactured to ensure proper fit and function.



- ENGINE -
"Required Installation Procedures"
PLEASE READ BEFORE INSTALLATION

Prior to the installation and operation of this recycled product, it is necessary to perform several inspections, change over accessories, and routine maintenance to insure uninterrupted service. Many accessory parts and components have been left attached to our assembly for your convenience and care of handling. These may save time, however the installer is responsible for exchanging parts and accessories as needed and replacing normal wear & tear items that are not covered under the warranty. These change over accessories and wear & tear items are not included in the price or warranty for this product. Thank you for your cooperation and business.

INSTALLATION CHECK LIST:

- Determine why the original engine failure occurred and make appropriate repairs.
- Insure this engine is the same application as the one being replaced.
- Clear all computer diagnostic codes from the vehicle prior to installing.
- Exchange the oil pan and pick up tube.
- Inspect and replace gaskets & seals (front seal, rear main seal, valve cover gaskets, oil pan gaskets).
On crankshaft bolts that are drilled through sealant must be applied to avoid leaks.
- Install new thermostat & gasket.
- Replace the timing belt.
- Remove all "cap-plugs" and orifice covers.
- Replace hoses, clamps & belts.
- Replace water pump.
- Install replacement sparkplugs & wires.
- Exchange the flywheel and bolts.
- Exchange attached accessory items to insure proper fit (mounts, intake manifold, exhaust manifold, distributor, sensors).
- Disable fuel/ignition before attempting to start engine. This will allow the oil to prime as indicated by the manufacturer.
- Replace engine oil, oil filter, air filter, fuel filters, coolant-antifreeze.
- Drain excess oil and coolant from exhaust system.
- If equipped with an engine oil cooler the radiator or external cooler must be replaced.
- Insure the cooling system is flushed and functioning properly.

COMMON CAUSES OF FAILURES:

1. Failure to exchange the flywheel and its bolts.
2. Failure to exchange the oil pan and pick up tube.
3. Cooling system fans fail to cycle properly and melts heat indicator tab.
4. Failure to replace engine oil cooler or integral oil cooler in radiator.
5. Failure to install engine oil prior to starting.
6. Failure to remove all "cap-plugs" from hose orifices.
7. Failure to replace the thermostat and water pump.
8. Failure to clear all vehicle computer codes.
9. Failure to repair the "cause" of the original engine failure.

HOW TO PREP EXCHANGE UNIT FOR RETURN:

- Do not return the exchange engine prior to completed installation. (This may result in lost bolts, sensors, and/or brackets).
- Completely drain all oil and fluids from unit.
- Re-use "cap-plugs" from replacement engine and install on core in same locations to avoid spills.
- Exchange must be assembled as a unit and placed on pallet or container as delivered.
- Mark the unit as a "core" and notify your sales representative for a pick-up.

© All rights reserved - LKQ Corporation - Version 06-2008

Failure to complete

voids warranty

RECYCLED ENGINE LIMITED WARRANTY

Thank you for your purchase of a recycled engine from LKQ. Although we are offering a “Long Block”, (engine block and cylinder head) certain accessories may be included with your engine. These items, although provided at no charge, are not covered under the Limited Warranty. Things such as manifolds, intake and exhaust, sensors, and other electrical components, may look similar, but may not always be correct for your specific application. You must always be sure and use the correct parts for your vehicle, even if it means transferring them from your old engine.

A recycled engine from LKQ comes with a standard 6 month/6,000 mileage warranty available for most units. Ask your LKQ representative for other engine and warranty options.

ONLY the components listed in this section are covered under the LKQ Corporation warranty for engine replacement or refund for 6 months/unlimited mileage from the date of purchase:

All Internal Lubricated Parts

Crankshaft
Camshaft
Pistons
Valves & Lifters

Engine Block

Cylinder Heads

Head Gasket

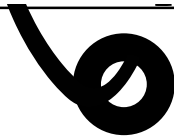
Engine Timing Components

Timing belts are not covered and should be replaced prior to installation

****Removal of ENG/TRA prior to LKQ’s diagnosis and/or inspection of the power train will VOID the warranty****

Your LKQ engine may have the optional accessories attached for convenience, [but are not covered under the warranty.](#)

Alternator	Engine Computers	Starter	Supercharger
A/C Compressor	Exhaust Manifold	Valve Covers	Turbocharger
Air Cleaner Assembly	Gaskets	Water Pumps	Timing Cover(s)
Bracketry	Injector(s)	Oil Pan	Throttle Body
Balancers	Intake Manifold	Oil Pump	
Distributor	Wire Harness	Steering Pump	



- TRANSMISSION - "Required Installation Procedures" PLEASE READ BEFORE INSTALLATION

Prior to the installation and operation of this recycled product, it is necessary to perform several inspections, change over accessories, and routine maintenance to insure uninterrupted service. Many accessory parts and components have been left attached to our assembly for your convenience and care of handling. These may save time, however the installer is responsible for exchanging parts and accessories as needed and replacing normal wear & tear items that are not covered under the warranty. These change over accessories, and wear & tear items are not included in the price or warranty for this product. Thank you for your cooperation and business.

PRE-INSTALLATION CHECK LIST:

- Determine why the original transmission failure occurred and make appropriate repairs.
- Insure the product provided is materially the same as the one to be replaced.
- Remove oil pan and replace filter.
- Remove torque converter strap.
- Replace front seal.
- Properly install and index the torque converter completely into the front pump.
- Inspect and replace rear seal as needed.
- Change over sensors as needed.
- Exchange the speedometer senders as needed.
- Flush the transmission cooler lines and radiator with a power flush machine or with an aerosol "Cooler Flush Kit". This will insure the cooling system is flowing.
- Replace the radiator or cooler if recommended by the manufacturer.
- Remove all "cap-plugs" from lines and orifices.
- Clear all transmission computer codes in the vehicle prior to starting or operating.
- Fill the transmission with the OEM recommended fluids.
- Verify the differential portion of the transmission is full of fluid.
- 4WD vehicles must re-learn the shift logic to the transmission after installation.

COMMON CAUSES OF FAILURES:

1. Failure to replace the front seal of the transmission.
2. Failure to properly seat and index the torque converter into the front pump.
3. Failure to replace the transmission filter.
4. Failure to use manufacturers recommended fluids.
5. Blocked transmission cooler lines, screens, or radiators.
6. Failure to replace the radiator as recommended by the manufacturer.
7. Failure to properly connect all sensors and cables.
8. Improper adjustment of linkages.
9. Failure to clear vehicle computer codes.
10. Failure to remove all "cap-plugs" from hose orifices.
11. Failure to repair the "cause" of the original transmission failure.

HOW TO PREP EXCHANGE UNIT FOR RETURN:

- Do not return the exchange transmission prior to completed installation. (This may result in lost bolts, sensors, and/or brackets)
- Completely drain fluid from transmission and pan.
- Reuse "cap-plugs" from replacement unit to prevent fluid loss.
- Install strap to hold torque converter in place.
- Mark the unit as a "core" and notify your sales representative for pick-up.

Failure to complete

voids warranty

RECYCLED TRANSMISSION – LIMITED WARRANTY

A recycled transmission from LKQ is sold as an assembly, meaning optional accessories may be included but not covered under warranty.

ONLY the components listed in this section (NO LABOR) are covered under the LKQ warranty for transmission replacement or refund for 6 months/6,000 mileage from the date of purchase:

- Transmission Case
- Tail Shaft and Housing (RWD)
- Torque Converter (Auto Trans)
- Valve Body
- All Internal Lubricated Parts

*****Removal of ENG/TRA prior to LKQ's diagnosis and/or inspection of the power train will VOID the warranty*****

Your LKQ Transmission may have the optional accessories attached for convenience, but are not covered under the warranty.

- Transmission Brain Box (if attached)
- Flywheel
- Transmission Oil Pan
- Mounts or Brackets

NOTE: New gaskets, seals, filter & fluid must be installed prior to installation along with flushing the transmission cooler if equipped for warranty to be valid.

GENERAL WARRANTY INFORMATION & LABOR DISCLAIMER

The LKQ warranty excludes breakdowns caused by non-covered components, improper installation, failure to clear computer codes, defective workmanship, usage for which the part was not intended and/ or improper maintenance (e.g. using the incorrect types and levels of fluids and lubricants as outlined in the owner's manual). Windshields and glass breakages are excluded under this warranty.

The warranty only applies to the original purchaser for private, non-commercial use and to the vehicle in which the product was originally installed and/or used and is not transferable. In the event of a warranty failure, LKQ will repair, replace with an exact replacement or refund the purchase price. Labor is not included. Warranties are limited to the retail price paid for the product for a period of 6-months from the date of purchase.

LKQ Warranties are null and void if:

- The vehicle is converted from private passenger use to commercial or fleet use, or is used for racing or other competition or off-road recreational purposes.
- Installed in an application for which the original manufacturer did not intend it.
- Failure is caused by abuse, misuse, or modifications.
- Failure is caused by towing a trailer or other vehicle unless the vehicle is equipped for this purpose as recommended by the manufacturer.
- The installed heat tab center is melted or removed.
- The "Required Installation Procedures Tag" is not complied with upon installation.
- Not serviced at proper intervals, use of fuel/oil/coolant not in accordance with the original manufacturers specifications.
- The part failure is caused by or related to a collision, fire, theft, vandalism, riot, explosion, lightning, earthquake, windstorm, hail, water, freezing or flood.
- ***Removal of ENG/TRA prior to LKQ's diagnosis and/or inspection of the power train will VOID the warranty***

Labor and Installation:

- Not responsible for injury or damages during, or as a result of, the installation of our product.
- Timing belts, water pump, thermostat, spark plugs, fluids and seals are routine maintenance items and should be replaced at the time of installation and at the manufacturer's recommended service intervals.
- Proper operation of the cooling and electrical system must be checked during the installation of products that can be affected by those systems.
- While most fluids have been drained from the products, it is the customer's responsibility to completely drain and replace fluids, lubricants, antifreeze, and filters with replacements that are fresh, clean and approved by the OE manufacturer.
- Transmission: It is the responsibility of the installer to replace the radiator or transmission oil cooler, flush the transmission oil cooling lines, fill differential, adjust shifter mechanisms, replace filters, replace seals, replace pan gaskets and reset or replace computer codes when installing a transmission.
- Engine: Claims related to the overheating and/or improper lubrication of the engine or its components are not covered by this warranty.



RECYCLED ENGINE ASSEMBLY – ENG


Assembly Includes:

- Complete Engine is removed from the vehicle
- Cylinder Heads

May Also Include:

- Turbocharger
- Wire Harness
- Engine Mounts
- Throttle Body
- Bracketry
- Fuel System
- Exhaust Manifolds
- Supercharger
- Distributor
- Flywheel

Order Hints: Engines may require exchange of manifolds, fuel systems or oil pans to be installed. Components such as water pumps, balancers, pans, and valve covers are usually left on engine for convenience. These items are not covered under the warranty. New oil and filters must be installed for warranty to be validated. Radiator should also be cleaned and flushed. Shipped complete, clean, prepped for installation with engine block, engine cylinder heads, valve covers, oil pan, intake manifold, timing cover(s) and all internal parts (crankshaft, camshaft, pistons, etc.).



RECYCLED EXHAUST MANIFOLD – EMA

Assembly Includes:

- Exhaust Manifold

May Also Include:

- Oxygen Sensors

Order Hints: Catalytic converters are not sold as used because of Federal Clean Air Regulations, preventing reuse of untested units.

TRANSMISSIONS



RECYCLED TRANSMISSION/TRANSAXLE – TRA

Assembly Includes:

- Converter
- Electrical up to first disconnect
- Housing (RWD)
- Pan(s)
- Valve Body
- Tail Shaft

Order Hints: External computers may be included in some cases. Transmissions are run tested in the vehicle, the pan and filter are inspected. The fluid and filter must be changed before installation. Filter must be replaced to validate warranty.

RECYCLED AUTOMATIC TRANSMISSION – TRA



Assembly Includes:

- Converter
- Pan(s)
- Electrical up to first disconnect
- Valve Body
- Housing (RWD)
- Tail Shaft

Order Hints: External computers may be included in some cases. Transmissions are run tested in the vehicle, the pan and filter are inspected. The fluid and filter must be changed before installation. Filter must be replaced to validate warranty.

RECYCLED MANUAL TRANSMISSION – TRA



Assembly Includes:

- Shift Linkage
- Electrical up to first disconnect

May Also Include:

- Shift Levers
- Cables
- Removable Clutch Housing
- Transfer Case

RECYCLED AXLE ASSEMBLY – FAX/RAX



Assembly Includes:


- Axle Shafts
- Axle Tube & Housing
- Ring & Pinion Gear

May Also Include:

- Suspension Components

Order Hints: Quoted as “hub to hub”. Be sure to confirm rear axle ratio and locking or non-locking information. Gear lube must be changed for warranty to be validated. Add appropriate additive to limited slip units.

RECYCLED FRONT OR REAR INTEGRAL DIFFERENTIAL – CRR



Assembly Includes:

- Housing to backing plates or knuckles
- Internal gears
- Electronic control units to first disconnect and pinion flange

May Also Include:

- Removable Axles
- Discs
- Brake Hardware
- External Electrical Control Units
- Drums
- Control Arms
- Sway Bars
- Track Arms

Order Hints: Gear ratios will differ and will need to be matched. Companion flange may not match - change as needed. Specify if locking is required. Front or rear integral differential does not have drop out carrier assembly. Gears must be removed separately.

RECYCLED AXLES: BEAM, TRAILING, DEAD – BAX



Assembly Includes:

- Axle Beam/Tube
- Hubs/Spindles

May Also Include:

- Trailing Arms
- Drums
- Lug Bolts
- Hydraulic Lines
- Stabilizer/Sway Bars
- Discs
- Brake Hardware
- Shock Absorbers
- Knuckle Bearing & Related Brake Components

Order Hints: Quoted as “hub to hub”.

AXLES / CRADLE / FUEL TANK




RECYCLED FRONT CV AXLE SHAFT – ASH

Assembly Includes:

- Axle Shaft
- Outer C/V Boot
- Inner C/V Joint
- Outer C/V Joint
- Inner X/V Boot
- ABS Sensor Ring

RECYCLED ENGINE CRADLE – UCM



Carrier Assembly/Sub Frame/K-Frame/Engine [Under Carriage] Crossmember

Assembly Includes:

- Complete Welded Assembly
- Non-removable Stub Axles & Flanges

May Also Include:

- Control Arms
- Track Arms
- Sway Bars

RECYCLED FUEL TANK ASSEMBLY - FTK



Assembly Includes:

- Fuel Tank
- Item can not be shipped - only local delivery available

May Also Include:

- Tank Mounted Pump
- Sending Unit

RECYCLED AIR CLEANER ASSEMBLY – ACL




Assembly Includes:

- Air Cleaner Housing
- Air Cleaner Housing Lid

May Also Include:

- Air Flow Meter AFM
- Tube

RECYCLED TRANSFER CASE – TCS



Assembly Includes:

- Complete with Internal Electronics up to first disconnect
- Input & Output Shafts

May Also Include:

- Externally Mounted Electronic Components (Shift Motor)
- Manual Linkage
- Levers

Order Hints: Change as needed. New seals, gaskets and fluid must be installed prior to operation for warranty to be validated.

RECYCLED DRIVESHAFT – FDS RDS



Assembly Includes:

- Front or Rear
- Complete to Axle
- VC-Joint
- U-Joint
- Slip Yoke

May Also Include:

- Pinion Flanges are part of the axle assembly or the drive line

OTHER

OTHER RECYCLED OR AFTERMARKET MECHANICAL PARTS AVAILABLE

Airflow Meter	Engine Brain Box
Alternator	Fan Clutch
Chassis Brain Box	Flywheel
Ignition Coil	Door Regulator
Combo Switch/Turn Signal Switch	Heater Motor
Distributor	Upper Control Arm
Deck Lid Motor	Wiper Motor (Front or Rear)

SEE PAGE 36 FOR COMPLETE LISTING



OEM Recycled - Aftermarket by Keystone

RECYCLED BUMPER FASCIA – COVER ONLY



Front or Rear - BCF/BCR

Assembly Includes:

- Cover Only
- No Color Match

May Also Include:

- Air Flow Meter AFM
- Tube

AFTERMARKET BUMPER COVER




Front or Rear

Description:

Designed and manufactured with precision tooling with vehicle test fitting. Safety reinforced step bumpers include a continuous / solid steel construction with only one weld seam for added strength. Bumpers come primed-ready to paint.

RECYCLED FRONT BUMPER ASSEMBLY – FBR



Assembly Includes:

- Face bar
- Absorbers
- Face bar cover (Fascia)
- No Color Match
- Reinforcements (if removable)
- Park/Side marker lamps (if bumper mounted)
- Attaching components holding pieces of bumper together.

May Also Include:

- Moldings & emblems
- Guards & cushions
- Foglamps & brackets (foglamp type)
- License plate brackets
- Lower air deflectors
- Parking sensors
- Parking cameras
- Active grille shutter

Note: Valance Panel or Air Dam are not included unless they are an integrated part of the Bumper Assembly.

RECYCLED REAR BUMPER ASSEMBLY – RBR



Assembly Includes:

- Face Bar
- Reinforcements
- Face bar cover
- Absorbers
- No Color Match
- Side/Back-up Lamps (if bumper mounted)
- Attaching components holding pieces of bumper together

May Also Include:

- Moldings & emblems
- Guards & cushions
- License plate brackets
- Lower air deflectors
- Parking sensors
- Parking cameras

Note: Valance Panel or Air Dam are not included unless they are an integrated part of the Bumper Assembly.

DOORS

RECYCLED DOOR ASSEMBLY



Left/Right Front – FDR

Assembly Includes:

- Door Glass
- Door Latch
- All power actuators
- Door glass motors
- Door glass regulator (power or manual)
- Upper & lower hinges (excluding weld-on type)
- Outside door handle
- No Color Match

May Also Include:

- Interior trim panels
- Wire harness
- Moldings/ emblems
- Tint
- Airbag modules
- Privacy/colored glasses
- Movable/ stationary glass
- Hinges upper & lower (excluding weld-on)
- Speakers
- Power lock actuator

Order Hints: Moldings will vary from vehicle to vehicle. Our representatives will make every attempt to match moldings whenever possible.

RECYCLED DOOR ASSEMBLY



Left/Right Rear – RDR

Assembly Includes:

- Door Glass
- Door Latch
- Outside door handle
- All power actuators
- Door glass motors
- Upper & lower hinges (excluding weld-on)
- Door glass regulator (power/ manual)
- No Color Match

May Also Include:

- Interior trim panels
- Moldings & emblems
- Air bag modules
- Hinges upper & lower (excluding weld-on)

Order Hints: Moldings will vary from vehicle to vehicle. Our representatives will make every attempt to match moldings whenever possible.

AFTERMARKET DOOR SHELLS



Description:

- Primed Metal Door Shell
- Hardware, glass, moldings and interior trim pieces are not included.
- Shells come primed ready to paint*

* Part illustrated as painted



RECYCLED SLIDING SIDE DOOR ASSEMBLY

Left/Right – RDR

Assembly Includes:

- Glass
- Outside Handle
- Lock Cylinder
- Internal Mechanisms & Latches
- No Color Match

May Also Include:

- Tint/Privacy/Colored Glasses
- Exterior Moldings/Emblems
- Movable/Stationary Glass
- Power Lock Actuator
- Interior Trim Panels
- Hinges

Order Hints: Moldings will vary from vehicle to vehicle. Our representatives will make every attempt to match moldings whenever possible.



RECYCLED SLIDING SIDE DOOR ASSEMBLY

Left/Right – RDR

Assembly Includes:

- Latch
- Lock Cylinder
- Factory Spoiler
- Luggage Rack
- Third Brake Light (if equipped)
- Tail Finish Panel (if equipped)
- Glass (verify type & shade)
- Outside Handle (if equipped)
- No Color Match
- Factory Spoiler (if equipped)
- Movable/Stationary Glass
- Spare Carriers (if equipped)

May Also Include:

- Hinges (excluding weld-on)
- Wiper Motor
- Lift Shocks
- Heated Glass
- Tint
- Tint Privacy/Colored Glass
- Exterior Moldings & Emblems
- License Plate Bracket
- Luggage Racks (as optioned)
- Lid Mounted Speakers

Order Hints: Moldings will vary from vehicle to vehicle. Our representatives will make every attempt to match moldings whenever possible.



OEM Recycled - Aftermarket by Keystone

HOODS

RECYCLED HOOD ASSEMBLY - HOD

**Assembly Includes:**

- Hood Panel Only

Note: No Color Match

May Also Include:

- Header or Core Support Mounted
- Latches & Catches
- Insulator as optioned
- Emblems & Ornaments
- Grille
- Release Cable
- Moldings/emblems
- Scoop/louver inserts
- Takeout Insulators
- Hinges (if attached)
- Hood Mounted Washer Nozzle
- Lift struts

AFTERMARKET HOOD

**Description:**

- Hardware, hinges, latches, emblems, etc. are not included
- Shells come primed ready to paint

RECYCLED TRUNK LID - LID

**Assembly Includes:**

- Outside handle
- Lid-Mounted Lamps
- Reflectors
- Latches & Locks
- No Color Match

May Also Include:

- Wiring Harnesses
- Moldings & Emblems
- Hinges

RECYCLED FENDER ASSEMBLY



Left/Right – FEN

Assembly Includes:

- Fender Panel Only

Note: No Color Match

May Also Include:

- Extensions which are part of header or headlight and antenna
- Hardware, Molding and Trim Pieces are not included

AFTERMARKET FENDER LEFT/RIGHT



Description:

- Superior fit and function, high grade OEM style metal preparation.
- Hardware, molding and trim pieces are not included.
- Shells come primed ready to paint

FRONT END ASSEMBLY - NOS



Assembly Includes:

- Fenders
- Front Bumper Assembly with Lighting
- Radiator, Condenser, Cooling Fan & Shrouds
- Hood with Hinges
- Grille, Header Mounting Panel with Brackets
- Inner Structure (Uni-Body Rails & Core Support)

May Also Include:

- Liners
- Moldings
- Hood Liners
- Battery Tray
- Emblems
- Air Cleaner Assembly
- Brake Assembly
- Fuse Box
- Wire Harness
- Turbo Intercooler
- Fender Liners

Order Hints: A left or right 3/4 front end will include everything above the fender and headlamp. Ask about sub-frame, suspension, steering rack and windshield.

RECYCLED HEADLAMP ASSEMBLY



Left/Right – HLP

Assembly Includes:

- Headlight
- Bezel
- Mounting tabs
- Bulb Array

May Also Include:

- Park light or sidelight when contained within bezel
- Housing (when serviced separately)
- Bulbs

AFTERMARKET HEADLAMP ASSEMBLY



Left/Right

Description:

- New Aftermarket quality replacement lamps compare to OEM quality that undergo laboratory and vehicle testing for seamless fit and function.
- All lamps meet or exceed SAE and DOT specifications.

Note: Replace lighting in pairs to ensure uniform appearance and performance.



OEM Recycled - Aftermarket by Keystone



RECYCLED TAIL LAMP ASSEMBLY

Left/Right – TLP

Assembly Includes:

- Tail light
- Bezel
- Mounting tabs
- Bulb Array

May Also Include:

- Reverse light when contained within bezel
- Bulbs



AFTERMARKET TAIL LAMP ASSEMBLY

Left/Right

Description:

- New Aftermarket quality replacement lamps compare to OEM quality that undergo laboratory and vehicle testing for seamless fit and function.
- ALL lamps meet or exceed SAE and DOT specifications.

Note: Replace lighting in pairs to ensure uniform appearance and performance.

OTHER RECYCLED OR AFTERMARKET LIGHTING PARTS AVAILABLE:

Side-marker Lights

Reconditioned OEM Lights

Cornering Lights

Retractable Headlight Assemblies

Fog Lights

Front Lamp (Parking Lamp)

SEE PAGE 36 FOR COMPLETE LISTING

MIRRORS

RECYCLED DOOR MIRROR ASSEMBLY



Left/Right – DMR

Assembly Includes:

- Housing
- Attached Hardware
- Manual Controls & Cable Wiring to first disconnect
- No Color Match

Note: Mirror options are numerous and include power, manual, chrome, painted, heated, non-heated, swing-away, textured or smooth finish.

AFTERMARKET DOOR MIRROR



Description:

- OEM design with OE-type connectors to match the original mirror.
- Manufactured to meet or exceed the Federal Motor Vehicle Safety Standards (FMVSS 111) to insure safety and uniformity.

Note: Mirror options are numerous and include power, manual, chrome, painted, heated, non-heated, swing-away, textured or smooth finish.

RECYCLED GLASS



Quarter, door, back window – QWN/FDW/RDW/BWN

Description:

- Side, door, structured glass is available.

May Also Include:

- Sliding Frame
- Hinges & Handlers
- Deflectors
- Defroster
- Wiper
- Wires to first disconnect
- Riveted Parts
- Adhesively attached parts

Order Hints: Options can include heated, tint, privacy, colored, movable, stationary.



RECYCLED CONVERTIBLE TOP ASSEMBLY – RPF

Assembly Includes:

- Convertible top cover (color needed)
- Retractable framework
- Front hold down latches
- Back window (glass/plastic)




RECYCLED T-TOP/SUNROOF ASSEMBLY – RGL

Assembly Includes:

- Track
- Motor
- Weather-strip
- Glass/plastic assembly
- Drip Pan
- Wiring to first disconnect
- Latches/handles permanently attached

Order Hints:

Factory and aftermarket sunroofs are very similar in appearance. Aftermarket assemblies usually have a seal or molding around the hole cut in the roof, whereas factory assemblies will have the roof metal formed around the sunroof. Tints vary on glasses, verify with glass code "M" numbers when ordering. Manual or electric.



RECYCLED GRILLE ASSEMBLY – GRL

Assembly Includes:

- Attaching brackets
- Moldings
- Emblems
- Ornaments as optioned

May Also Include:

- Lamps/fillers (if grille mounted)

Order Hints: Designate chrome or painted style as well as grille detail: Honeycomb, large or small bars, etc. Emblem sold separately on aftermarket grilles.

OTHER

RECYCLED PICKUP BED/BOX ASSEMBLY – BOX



Assembly Includes:

- Left /Right Bed Sides
- Front Panel
- Floor Pan
- Fuel Filler Door
- No Color Match

May Also Include:

- Bed mounted spare tire carrier
- Bed Liner
- Outer Fenders (if dually style)

RECYCLED TAILGATE

(Pickup/Sport Utility) – LID



Assembly Includes:

- Inner Lock Rods
- Outer Handle
- Side Latches
- Lock Cylinder
- No Color Match

May Also Include:

- Moldings & Emblems
- Third Brake Light
- Exterior Trim

AFTERMARKET TAILGATE



Description:

- Primed metal tailgate shell*
- Glass, moldings and interior trim pieces are not included
- Available as shell only or shell with internal hardware

Note: Part illustrated as painted.

RECYCLED TAIL FINISH PANEL – TFP



Assembly Includes:

- Back Up Lamps (if equipped)
- License lamps (if equipped)
- Lens
- No Color Match

May Also Include:

- Fiberglass filler panel(s)
- Emblem
- Plastic/urethane fillers
- Moldings

Order Hints: The finish panel may mount on lid or rear body panel. If mounted on lid, the tail panel is included in the price of the complete lid.

RECYCLED WHEELS – WHL



Description:

- Steel
- Aluminum
- Polycast
- Chrome

May Also Include:

- Center Caps
- Wheel Cover
- Trim Rings & Cap

Order Hints: Many aluminum wheels come in colors and also may be LH/RH or FRT/REAR specific. Compact spare will include tire. Order all by size. All wheels sold as-is.

RECONDITIONED WHEELS



Description:

- Steel
- Aluminum
- Polycast
- Chrome

Order Hints: Many aluminum wheels come in colors and also may be LH/RH or FRT/REAR specific. Order all by size.

OTHER RECYCLED OR AFTERMARKET COLLISION PARTS AVAILABLE

Bumper Bar - Front/Rear

Center Pillar

Deck Lid Motor

Frame

Front Clip/Cab Assembly

Quarter Panel

Quarter Trim Panel

Rear Clip

Roof

Running Boards

Wheel Covers/Hubcaps

Reconditioned Bumper Covers

SEE PAGE 36 FOR COMPLETE LISTING

RECYCLED



RECYCLED A/C COMPRESSOR – COM


Assembly Includes:

- Compressor
- Clutch/Pulley Assembly

Installation Procedure:

- For warranty to be validated, orifice tube and dehydrator must be changed when replacing compressor. Flush all lines, condenser, and evaporator to remove contaminants.

RECYCLED A/C CONDENSER – CON

**Description:**

- Core & Brackets permanently affixed to the Condenser

Installation Procedure:

- Flush Condenser and change dryer when servicing refrigerant.

RECYCLED A/C EVAPORATOR – EVP

**Assembly Includes:**

- Evaporator Core

May Also Include:

- Evaporator Case/Housing
- Blower Motor & Cage

AFTERMARKET A/C COMPRESSOR



Assembly Includes:

- Compressor
- Clutch
- Pulley


AFTERMARKET A/C CONDENSER



Assembly Includes:

- Condenser
- Mounting Brackets (may include drier affixed externally to condenser)

AFTERMARKET A/C EVAPORATOR



Assembly Includes:

- Evaporator Only

RECYCLED



RECYCLED COOLING FAN ASSEMBLY – ECM

Assembly Includes:

- Complete as removed from the radiator support
- Fan Blade
- Fan Shroud
- Fan Motor
- Wiring to the first disconnect

Order Hints:

- Our interchange only takes into consideration the actual electric motor. If entire assembly (fan(s) and shroud) is needed please inform representative to be sure correct part is ordered.



RECYCLED HEATER, A/C CONTROL – HAC

Description:

- Dash mounted controls and knobs/sliders

May Also Include:

- Bezels
- Face Plates
- Wiring to first disconnect



RECYCLED RADIATOR ASSEMBLY – RAD

Assembly Includes:

- Left & Right Tanks
- Core
- Internal Transmission Cooler (Automatic application only)
- Internal Engine Oil Cooler (if equipped)
- Permanently Affixed Fixtures

AFTERMARKET COOLING FAN ASSEMBLY



Assembly Includes:

- Fan
- Fan Shroud
- Motor
- Wiring


AFTERMARKET RADIATOR



Assembly Includes:

- Radiator Core
- Gasket
- Tanks
- Mounting Brackets (Depending on application may include transmission oil cooler or transmission and engine oil coolers)


AFTERMARKET HEATER CORE



Assembly Includes:

- Heater Core Only

STEERING & SUSPENSION



RECYCLED POWER STEERING PUMP

Assembly Includes:

- Reservoir if integral

May Also Include:

- Bracket
- Pulley/reservoir remote for pump
- Sensors



RECYCLED SHORT RACK AND PINION – STG

Assembly Includes:

- Integral Electrical Controls (up to first disconnect)

May Also Include:

- Tie rods
- Tie rods ends
- Couplers & mounting brackets



RECYCLED SPINDLE ASSEMBLY – SPN


Assembly Includes:

- Steering Knuckle

May Also Include:

- Wheel Speed Sensor(s)
- Electronic Ride Control Sensor(s)
- Hub/Bearing Assembly
- Ball Joints
- Bushings
- Dust Shields
- ADS Sensor

RECYCLED STEERING COLUMN ASSEMBLY – COL



Assembly Includes:

- Shift lever (if equipped)
- Turn signal lever
- Ignition switch column
- Internal wiring/Switches

May Also Include:

- Additional wiring and trim around the dash Assembly.
- Ignition key & lock cylinder may be included, but will need to be re-keyed.
- Intermediate Shaft

Order Hints: When requesting a steering column, we may need to know if it includes any of the following: tilt, cornering lamps, cruise, intermittent wipers, etc.

OTHER RECYCLED OR AFTERMARKET STEERING & SUSPENSION PARTS AVAILABLE:

Air Ride Suspension Assembly

Anti-Lock Brake Parts

Coil Spring

Complete Rear Suspension

Knee Assembly

Leaf Spring

Lower Control Arm

Master Cylinder

Power Brake Booster

Strut Assembly

SEE PAGE 36 FOR COMPLETE LISTING



OEM Recycled - Aftermarket by Keystone



RECYCLED DASH ASSEMBLY – DPN

Assembly Includes:

- Dash Carrier
- Dash Pad
- Ashtray (if equipped)
- Glove Box
- Air Conditioning Vents/Ducts
- Air Bag Cover (if part of dash)

May Also Include:

- Radio
- Heater controls
- Instrument cluster
- Climate control
- Radio face plate
- Attached duct work
- Instrument cluster
- Air bag assembly
- Wiring loom & switch as they detach from the vehicle at their first disconnect.

RECYCLED INSTRUMENT CLUSTER – SDO



Assembly Includes:

- Complete Instrument Cluster Assembly including printed circuit board & lighting up to first disconnect.

Order Hints: Radio Face Plate may or may not be part of the Radio depending on construction. Dash Wiring Loom is a separate part. If dash wiring is to be used it is imperative to match several options.

RECYCLED RADIO



Assembly Includes:

- Complete unit
- Face plate
- Knobs

Notes: Most radio units require a code activation only available through your vehicle dealer.

RECYCLED SEAT ASSEMBLY – FTS/RST/BST



Assembly Includes:

- Seat frame
- Seat Pads
- Seat Covers (based on trim)
- Headrests
- Arm Rest (if equipped)
- Motor/Controls if on Seat
- Seat Belts & Retractors (if integrated)
- Seat Track if integrated (manual/pedestal)

May Also Include:

- Power Seat Tracks
- Integrated Child Seats
- Power Switches (if equipped)
- Air Bag Modules

Order Hints: Verify trim codes, leather or cloth, last 8 digits of the VIN are often helpful.

OTHER RECYCLED OR AFTERMARKET INTERIOR PARTS AVAILABLE:

Audio/Video Equipment

Center Console

Jack Assembly

Spare Wheels/Tires

Seat Belts

Air Bags

Night Vision Cameras

Hybrid Vehicle Parts

Control Units

Key Fob

Roof Rack

Rear Parcel Shelf

SEE PAGE 36 FOR COMPLETE LISTING



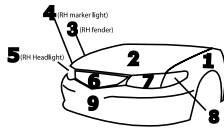
OEM Recycled - Aftermarket by Keystone

PART TYPES AVAILABLE

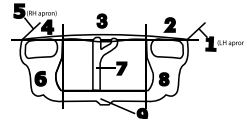
A/C COMPRESSOR	FRONT DOOR REGULATOR	REAR DRIVE SHAFT
A/C CONDENSER	FRONT DOOR TRIM PANEL	REAR LEAF SPRING
AIRFLOW METER	FRONT DRIVE SHAFT	REAR SPOILER
AIR RIDE SUSPENSION ASSEMBLY	FRONT SEAT	REAR SUSPENSION ASSEMBLY
ALTERNATOR	FRONT SPLASH PANEL	REAR VENT WINDOW
ANTI-LOCK BRAKE PARTS	FRONT VENT WINDOW	REAR VIEW MIRROR
AUDIO/VIDEO EQUIPMENT	FUEL PUMP	ROOF
AXLE SHAFT ASSEMBLY	FUEL TANK ASSEMBLY	ROOF GLASS
BACK GLASS	GRILLE	ROOF RACK
BACK SEAT	HEADER PANEL	RUNNING BOARDS
BEAM AXLE ASSEMBLY	HEADLAMP ASSEMBLY	SIDE/CARGO REGULATOR
BUMPER BAR FRONT	HEATER A/C CONTROL	SPARE TIRE
BUMPER BAR REAR	HEATER MOTOR	SPEEDOMETER
BUMPER COVER FRONT	HOOD	SPINDLE
BUMPER COVER REAR	I-BEAM	STARTER
CARRIER ASSEMBLY	IGNITION COIL	STEERING COLUMN
CENTER CONSOLE	JACK ASSEMBLY	STEERING GEAR
CENTER PILLAR	KNEE ASSEMBLY	STRUT ASSEMBLY
CHASSIS BRAIN BOX	LOWER CONTROL ARM	TAIL FINISH PANEL
COIL SPRING	MASTER CYLINDER	TAIL LAMP ASSEMBLY
COMBO SWITCH/ TURN SIGNAL SWITCH	OIL PAN	TRANSFER CASE
COMPLETE INTERIOR	OVERHEAD CONSOLE	TRANSMISSION ASSEMBLY
DASH PANEL	PICKUP BOX	TRUNK LID/LIFT GATE
DECK LID MOTOR	POWER ANTENNA	UNDERCARRIAGE ASSEMBLY
DISTRIBUTOR	POWER BRAKE BOOSTER	UPPER CONTROL ARM
DOOR MIRROR	POWER STEERING PUMP	VEHICLE UNIT CONTROL
ENGINE ASSEMBLY	POWER WINDOW SWITCH	WASHER BOTTLE
ENGINE BRAIN BOX	QUARTER GLASS	WHEEL (ALLOY & STEEL)
ENGINE CRADLE	QUARTER PANEL	WHEEL COVER
FAN CLUTCH	QUARTER TRIM PANEL	WIPER MOTOR FRONT OR REAR
FENDER	RADIATOR	
FLYWHEEL	RADIO	OTHER PARTS MAY BE AVAILABLE.
FRAME ASSEMBLY	REAR AXLE ASSEMBLY	PLEASE CONTACT YOUR NEAREST LKQ LOCATION TODAY.
FRONT BUMPER ASSEMBLY	REAR BUMPER ASSEMBLY	
FRONT CLIP	REAR CLIP	
FRONT DOOR ASSEMBLY	REAR DOOR ASSEMBLY	
FRONT DOOR GLASS	REAR DOOR GLASS	
	REAR DOOR TRIM PANEL	

DAMAGE LOCATER

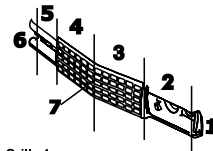
The purpose of the damage locator is to help LKQ, its customers, and insurance partners communicate about the condition of recycled auto parts. The standard descriptions below allow us to better meet customer expectations.



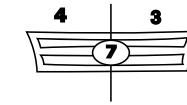
Front Clip



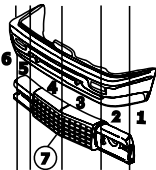
Radiator Support / Cut




Grille 1



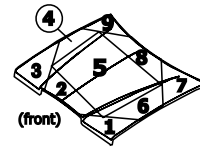
Grille 2



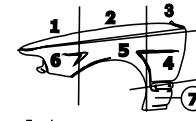
Front Bumper & Header



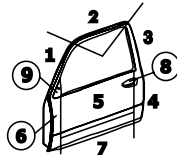
Rear Bumper & End Panel



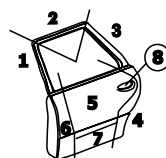
Hood



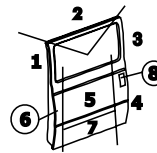
Fender



Front Door



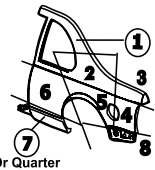
Back Door



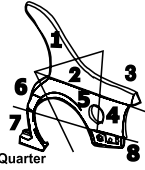
Rear Door



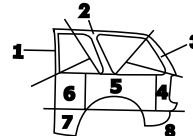
Rear Split Door



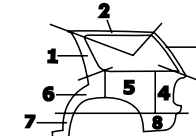
2-Dr Quarter



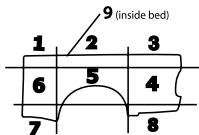
4-Dr Quarter



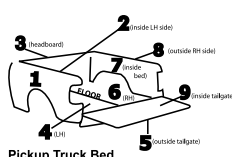
SUV Quarter Panel (2 Door)



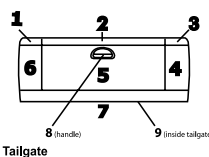
SUV Quarter Panel (4 Door)



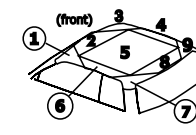
Pickup Truck Bedside



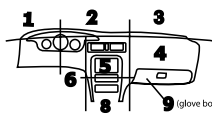
Pickup Truck Bed



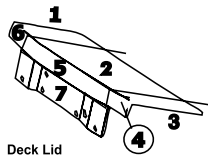
Tailgate



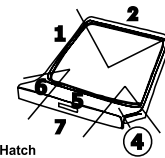
Roof



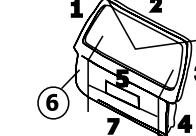
Dash Board



Deck Lid



Hatch



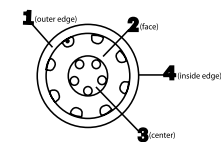
Tailgate

Damage Code Table

B = Burn	H = Hail	R = Rust on Surface
C = Crease	J = Rip/Crack	S = Scratch - Surface Only
D = Dent	K = Buckle	G = Gouge
E = Bent	L = Lip	T = Paint Problem
F = Finish	P = Parking Lot Dings	000 = No Damage (zero)

**ARA DAMAGE™
LOCATORS**

* = Not Specified



Wheel / Wheel Cover

Damage Location always follows the same pattern: Front to back, top to bottom, left to right (as seen from driver's seat), in an "2" pattern, with locations for door handles and mirrors. Codes are location, type of damage, hours. Example: "2D1" is a one hour dent in location 2. There may be a primary and secondary code per part, as in "2D1,4S2". If there is no damage to a part the code is 000 (as in three zeros). Bumpers and End Panels only use #1 and #6 when they wrap around the side. A "unit" is defined as damage not exceeding the surface area of a standard size credit card.

PART CODES

Below are the more popular part codes used to categorize our vast inventory for reference.

Part Code	Description
ABK	Anti-Lock Brake Parts
ACL	Air Cleaner
AFM	Air Flow Meter
AHS	Axle Housing
ALP	Avoidance Lamp
ALT	Alternator
ANT	Antennae
ARC	Air Ride Compressor
ASH	Axle Shaft
AUT	Automobile
BAG	Airbag
BAL	Harmonic Balancer
BAX	Beam Axle
BCF	Bumper Cover - Front
BDL	Bed Liner
BLT	Seat Belts
BOX	Pickup Box
BRG	Brush Guard
BST	Back Seat
CAB	Truck Cab
CAC	Cab Corner
CAN	Evaporative Canister
CBX	Chassis Brain Box
CCL	Clip Cab
CEN	Center Cap
CLS	Clockspring
CNS	Center Console
COI	Ignition Coil
COL	Steering Column
COM	A/C Air Compressor
CON	Condenser
CRB	Coolant Recovery Bottle
CSP	Coil Spring
CSW	Combination Switch
CTL	Convertible Top Lift
CVB	Convertible Boot Cover
CVM	Convertible Lift Motor
CVP	Cowl Vent Panel
DLA	Door Lock Assay
DLM	Deck Lid Motor
DMR	Door Mirror
DPN	Dash Panel
DWM	Door Window Motor
EBX	Engine Brain Boxes
ECM	Engine Cooling Motor
EMA	Exhaust Manifold
EVH	Evaporator Housing
EVP	Air Conditioner Evaporator
FAX	Front Axle Assembly
FBR	Front Bumper Assembly
FCL	Fan Clutch

Part Code	Description
FDH	Front Door Handle
FDL	Front Door Latch
FDR	Fr-ont Door
FDS	Front Drive Shaft
FDW	Front Door Glass
FEN	Fender
FFN	Fuel Filler Neck
FLO	4 Wheel Drive Lockout
FLS	Floor Shifter
FLY	Flywheel
FPM	Fuel Pump
FRG	Front Door Regulator
FRL	Front Lamp/Fog Lamp/Driving Lamp
FRM	Frame Assembly
FST	Front Seats
FTK	Fuel Tank Assembly
FTP	Front Door Trim Panels
FUS	Fusebox
FVW	Front Vent Window
GEF	Ground Effect Rocker Moldings
GLD	Glove Box Door
GRL	Grille
HAC	Heater, A/C Control
HDR	Headlight Door
HED	Cylinder Head
HEM	Headlamp Motor
HHN	Hood Hinge
HLP	Headlight Assembly
HOD	Hood
HPN	Header Panel
HTM	Heater Motor
HUB	Hub
IBM	I-Beam
ICN	Information Center
IDH	Inside Door Handle
IFL	Inner Fender Liner
IMA	Intake Manifold
ITC	Intercooler
JAK	Jack Assembly
KNE	Knee Assembly
KNU	Steering Knuckle
LCF	Lower Control Arm Front
LCR	Low Control Arm Rear
LID	Trunk Lid/Lift Gate/Tail Gate
LPD	Lid Pull Down
LRK	Luggage Rack
LSF	Leaf Spring Front
LSR	Leaf Spring Rear
NOS	Front End Assy
PAN	Oil Pan
PBR	Power Brake Booster

Part Code	Description
PLR	Center Pillar
PSR	Power Steering Reservoir
PWS	Power Window Switch
QTP	Quarter Trim Panel
QTR	Quarter Panel
QWM	Quarter Window Motor
QWN	Quarter Glass Window
RAD	Radiator
RAX	Rear Axle Assembly
RBD	Running Boards
RBR	Rear Bumper Assembly
RCP	Rear Clip
RDH	Rear Door Handle
RDL	Rear Door Latch
RDR	Rear Door
RDS	Rear Drive Shaft
RDW	Rear Door Glass
RFP	Radio Face Plate
RGL	Roof Glass
ROF	Roof
RRG	Rear Door Regulator
RSA	Rear Suspension Assembly
RSP	Radiator Support
RST	Rear Seat
RTP	Rear Door Trim Panel
RVW	Rear Vent Glass
SAX	Stub Axle
SCH	Super Charger
SDO	Speedometer
SPM	Steering Pump Assembly
SPN	Spindle
STR	Starter Motor
STT	Strut Assembly
SWH	Steering Wheel
TCS	Transfer Case
TCV	Timing Cover
THB	Throttle Body
TLP	Tail Lamp Assembly
TPN	Tail Panel
TRA	Transmission Assembly
TRB	Turbocharger
UCF	Upper Control Arm
UCM	Undercarriage X-Member
UCR	Upper Control Arm Rear
VIS	Sun Visor
WHL	Wheel
WMF	Wiper Motor Front
WMR	Wiper Motor Rear
WND	Windshield Glass
WTR	Wiper Trans. Linkage
WWB	Windshield Washer Bottle



OEM Recycled - Aftermarket by Keystone